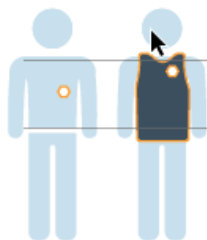
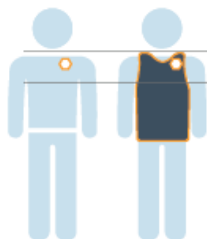


Dosimeter Placement Reference



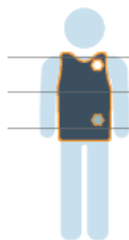
Chest

Wear dosimeter between shoulders and waist | If using a lead apron wear outside apron



Collar

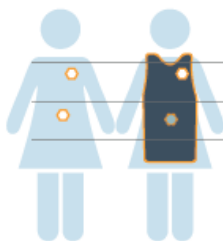
Wear dosimeter on collar | If using a lead apron wear outside apron



Collar & Waist

Wear collar dosimeter at collar | Wear outside lead apron

Wear waist dosimeter at waist | Wear under lead apron



Fetal & Chest

Wear chest dosimeter at chest level | If using lead apron wear outside apron

Wear fetal dosimeter at waist level | If using lead apron wear under apron

Important: The fetal dosimeter is exchanged monthly for readings even if your chest dosimeter is exchanged quarterly